Chillers

Daikin on site 122

Products overview - air cooled and water cooled 124

Air cooled chillers (Cooling only) 126
EWAQ-BVP 126
EWAQ-ACV3/ACW1 127
EWAQ-CWN 128
EWAQ-CWP/CWH 129
EWAH-TZB 130
NEW EWAH-TZC 131
EWAT-B- 132

Air cooled chillers (Heat pump) 133
NEW EWYT-B 133
EWYQ-BVP 134
EWYQ-ACV3/ACW1 135
EWYQ-CWN 136
EWYQ-CWP/CWH 137
SEHVX-BW/SERHQ-BW1 138

Water cooled chillers 139
NEW EWWH-J (Heat pump) 139
EWWQ-KBW1N (Heat pump) 140
EWWH-VZ (Heat pump) 142

PRIS PÅ FORESPØRSEL

Why
Daikin on Site?

Operating costs like energy and maintenance typically account for 85% of the system's total lifetime cost. Undiscovered energy waste and incorrect operation will increase costs and can even lead to unscheduled interruptions.

Using Daikin on Site monitoring results in optimum use and costs over the system's entire lifetime:

› Enhanced control and measuring
› Monitors the system
› Reduces risks at the earliest possible moment
› Keeps the system running as it was intended to

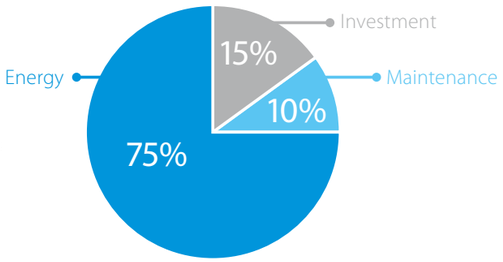

Typical Life cycle Cost of a chiller (15 years)

What
is Daikin on Site?

A solution for customer specific needs

The Daikin on Site cloud server collects operational data from the control system of a Daikin chiller or air handling unit plant.
Daikin's Smartcentre then turns this data into useful information on a web user interface.
Daikin on Site has predefined user roles like:
› **operator**
› **service provider**
› **Daikin specialists**

The Daikin on Site platform's features are designed to:
› Increase uptime, reduce unscheduled interruptions
› Optimise efficiency and reduce energy waste
› Increase lifetime and avoid wear by misuse
› Give insight into the optimum use of equipment, including advice from a Daikin expert

We will combine Daikin on Site remote monitoring with the complementary service programme best suited to your needs.

How does Daikin on Site deliver?

1 **Insight wherever and whenever required, full visibility and traceability of the HVAC installation.**
› Real-time information and trend insights
› No local software required
› Personal access to the web-based user interface
› Reports

2 **With Daikin on Site, we team up operators and specialists.**
› User-friendly operator information
› State-of-the art tool providing best-in-class service
› Remote solutions when possible, avoiding on site interventions

3 **Converting all expertise to maintain highest energy efficiency and uptime.**

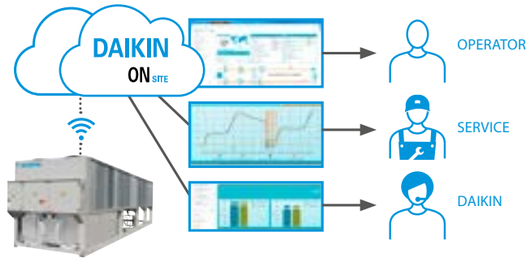

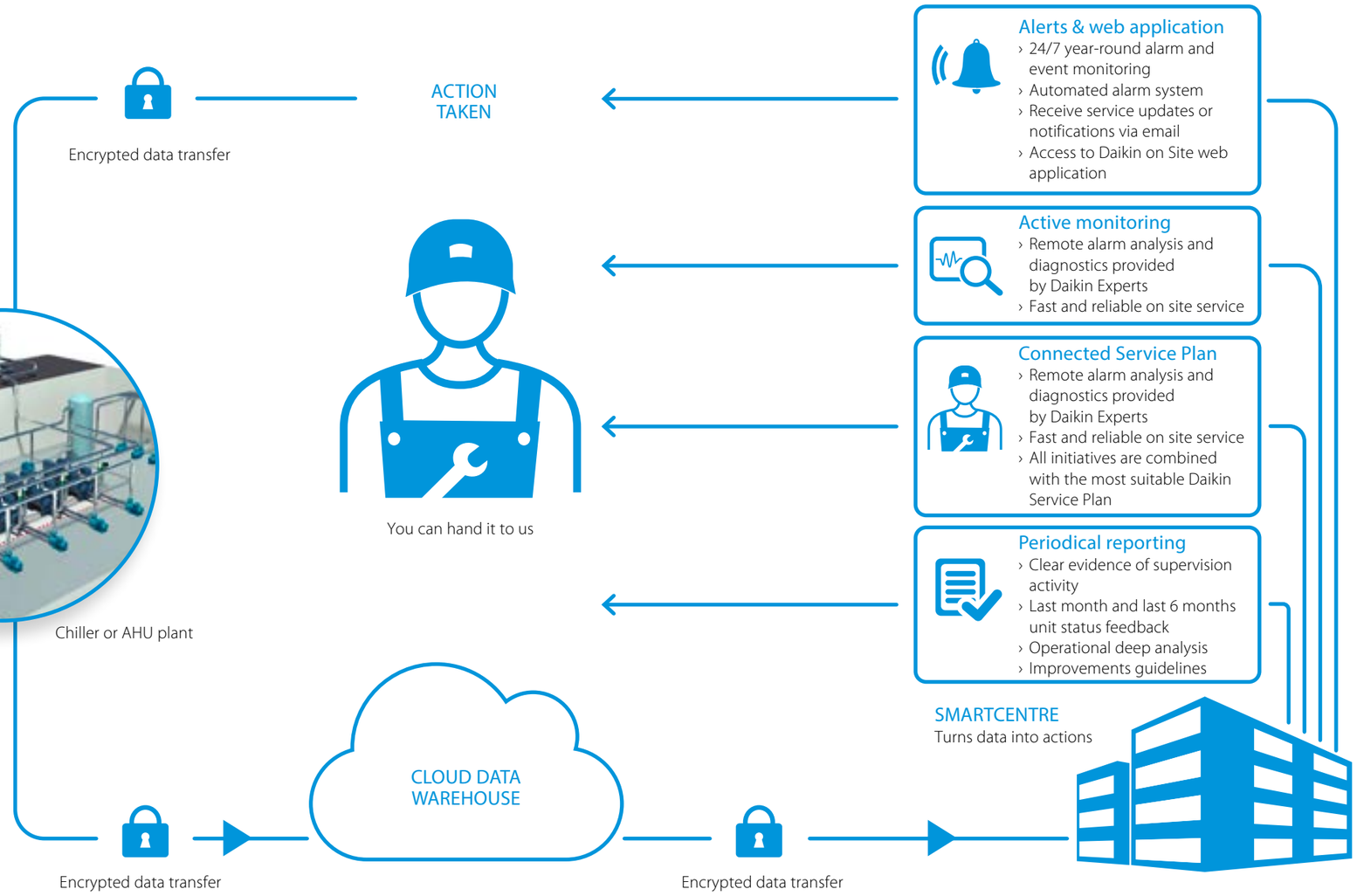

Products overview

	Refrigerant type *	Refrigerant circuits	Inverter	Free cooling	Compressor			Water heat exchanger		Efficiency version			Sound version		
					Swing	Scroll	Screw	Plate **	Single pass shell and tube	Standard	High	Premium	Standard	Low	Reduced
Cooling only															
EWAQ~BVP	R-410A	1	●		●			● BPHE		●			●		
EWAQ~ACV3/ACW1	R-410A	1	●			●		● BPHE		●			●		
EWAQ~CWN/P/H	R-410A	1-2	●			●		● BPHE		●			●		
EWAH-TZB	R-1234ze(E)	1-2	●				●	●	●	●	●	●	●	●	●
EWAH-TZC NEW	R-1234ze(E)	1-2	●				●	●	●	●	●	●	●	●	●
EWAT-B	R-32	1-2				●		●		●	●	●	●	●	●
Heat pump															
EWYT-B NEW	R-32	1-2				●		●		●	●	●	●	●	●
EWYQ~BVP	R-410A	1	●		●			● BPHE		●			●		
EWYQ~ACV3/ACW1	R-410A	1	●			●		● BPHE		●			●		
EWYQ~CWN/P/H	R-410A	1-2	●			●		● BPHE		●			●		
SEHVX-BW SERHQ-BW1	R-410A	1	●			●		● BPHE		●			●		

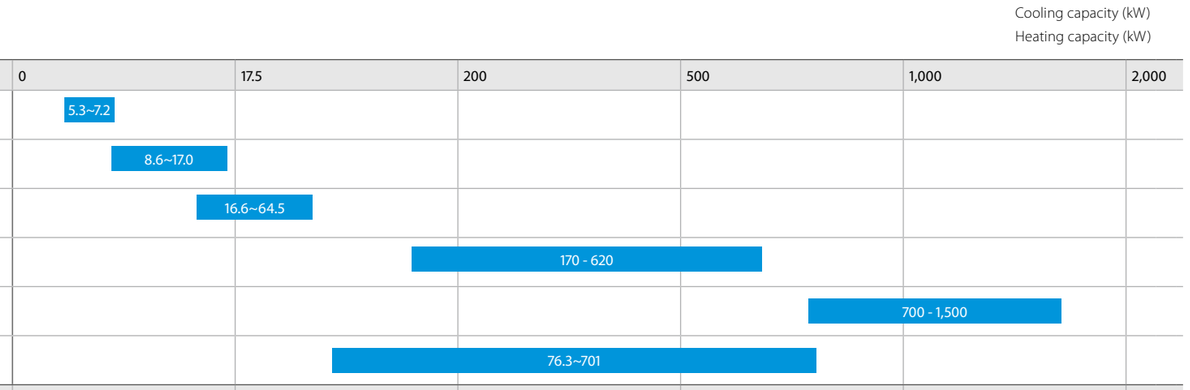

* (GWP) : R-410A (2087.5), R-134a (1430) - ** BPHE: Brazed plate heat exchanger

Products overview

	Refrigerant Type *	Refrigerant circuits	Inverter	Compressor			Water heat exchanger			Efficiency version			Sound version
				Scroll	Screw	Centrifugal	Plate **	Single pass shell and tube	Shell and tube	Standard	High	Premium	Standard
Water cooled chillers (Cooling only & Heating only)													
EWWH-J NEW	R-1234ze(E)	Kommer i 2020											
EWWQ-KBW1N	R-410a	1-2		●			●			●			●
Water cooled chillers (Cooling only)													
EWWH-VZ	R-1234ze(E)	1	●		●				● Flooded	●	●	●	●

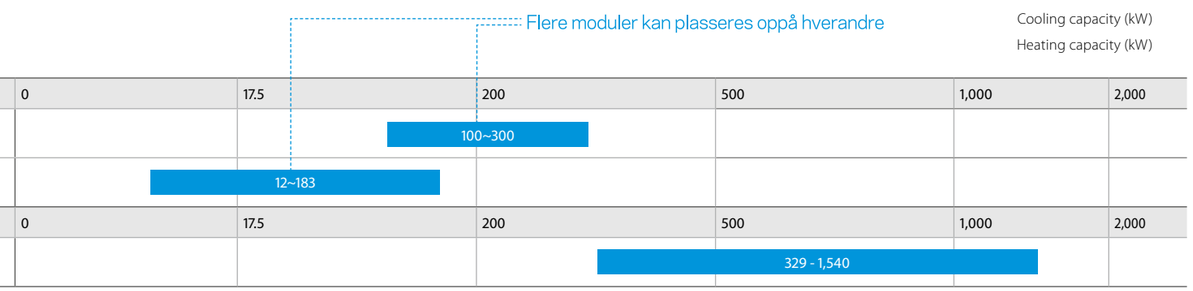

* (GWP) : R-410A (2087.5), R-134a (1430), R-407C (1773.9) - ** BPHE: Brazed plate heat exchanger

EWAQ-BVP

Air cooled mini inverter chiller

- Top product in terms of energy efficiency and operation range
- All capacities available in 2 versions: standard version and version with OP10 option (no freeze up of water when not in operation thanks to the water piping heater tape)
- Easy‚plug and play' installation
- Amongst the most quiet units in the market (63dBA - sound power)
- Single phase power supply and low starting currents make the unit ideal for residential applications
- Weight reduced with 20% compared with the previous models.
- Built-in Hydraulic kit: no buffer tank required, standard inverter driven pump, main flow sensor and switch included.
- Standard wired remote control enables setting of different set points (cooling, heating, water leaving temperature) or based on outdoor conditions (weather dependent control). It has an alarm history, night time noise reduction function and is language based.

EWAQ-BVP EKRUMCL1

Cooling Only				EWAQ-BVP	004	005	006	008
Space cooling	A Condition 35°C	Pdc		kW	4.00	4.93	5.88	7.95
	ηs,c			%	172	173	174	178
SEER					4.38	4.39	4.42	4.53
Cooling capacity	Nom.			kW	4.00 (1) / 4.01 (2)	4.93 (1) / 5.07 (2)	5.88 (1) / 6.07 (2)	7.95 (1) / 8.23 (2)
Power input	Cooling	Nom.		kW	1.27 (1) / 0.840 (2)	1.61 (1) / 1.12 (2)	1.87 (1) / 1.13 (2)	2.57 (1) / 1.65 (2)
Capacity control	Method				Variable (inverter)			
EER					3.14 (1) / 4.80 (2)	3.06 (1) / 4.51 (2)	3.15 (1) / 5.35 (2)	3.10 (1) / 4.99 (2)
ESEER					4.45	4.49	5.25	5.24
Dimensions	Unit	Height		mm	735		997	
		Width		mm	1,090		1,160	
		Depth		mm	350		380	
Weight	Unit			kg	83		106	
Water heat exchanger	Type				Brazed plate			
	Water volume			l	1		2	
Air heat exchanger	Type				Cross fin coil/Hi-X tubes and chromate coated waffle louvre fins		Cross fin coil/Hi-X tubes and PE coated waffle louvre fins	
Compressor	Type				Hermetically sealed swing compressor			
	Quantity				1			
Fan	Type				Propeller fan			
	Quantity				1			
	Air flow rate	Cooling	Nom.	m^3/min	53		72 (1)	
Sound power level	Cooling	Nom.		dBA	63.0 (1)	64.0 (1)	69.0 (1)	
Sound pressure level	Cooling	Nom.		dBA	48.0	49.0	52.0	53.0
Operation range	Air side	Cooling	Min.~Max.	°CDB	10~43		10~46	
	Water side	Cooling	Min.~Max.	°CDB	5~22			
Refrigerant	Type/GWP				R-410A/2,088		R-410A/2,087.5	
	Control				Electronic expansion valve			
	Circuits	Quantity			1			
Refrigerant charge	Per circuit			kg	2.10		2.70	
	Per circuit			TCO2Eq	4.4		5.6	
Water circuit	Piping connections diameter			inch	1" MBSP			
Unit	Starting current	Max		A	15.7		19.9	
	Running current	Max		A	15.7		19.9	
Power supply	Phase/Frequency/Voltage			Hz/V	1N~/50/230			

(1)Cooling: entering evaporator water temp. 12°C; leaving evaporator water temp. 7°C; ambient air temp. 35°C | (2)Cooling: entering evaporator water temp. 23°C; leaving evaporator water temp. 18°C

EWAQ-ACV3/ACW1

Air cooled mini inverter chiller

- Inverter technology to ensure low sound values and leader-of-class ESEER
- Wide operating range
- Built-in hydronic module: no buffer tank required and a standard pump and main switch are included
- Easy‚plug and play' installation
- Single phase power supply for residential applications, three phase power supply model available for light commercial applications

EWAQ-ACV3/ACW1 Digital controller

Cooling Only				EWAQ	009ACV3	010ACV3	011ACV3	009ACW1	011ACW1	013ACW1
Space cooling	A Condition 35°C	Pdc		kW	8.49	9.89	11.2	8.75	11.0	13.2
	ηs,c			%	162	169	171	155	163	
SEER					4.13	4.29	4.35	3.94	4.16	4.15
Cooling capacity	Nom.			kW	12.2 (1) / 8.60 (2)	13.6 (1) / 9.60 (2)	15.7 (1) / 11.1 (2)	12.9 (1) / 9.10 (2)	15.7 (1) / 11.1 (2)	17.0 (1) / 13.3 (2)
Power input	Cooling	Nom.		kW	2.85 (1) / 2.83 (2)	3.41 (1) / 3.28 (2)	4.13 (1) / 3.90 (2)	3.08 (1) / 3.05 (2)	4.13 (1) / 3.90 (2)	5.52 (1) / 5.18 (2)
Capacity control	Method				Variable (inverter)					
EER					4.27 (1) / 3.05 (2)	4.00 (1) / 2.93 (2)	3.79 (1) / 2.85 (2)	4.19 (1) / 2.99 (2)	3.79 (1) / 2.85 (2)	3.08 (1) / 2.57 (2)
ESEER					4.31	4.30	4.33	4.43	4.44	4.36
Dimensions	Unit	Height		mm	1,435					
		Width		mm	1,420					
		Depth		mm	382					
Weight	Unit			kg	168					
Water heat exchanger	Type				Brazed plate					
	Water volume			l	1.01					
Air heat exchanger	Type				Hi-XSS					
Compressor	Type				Hermetically sealed scroll compressor					
	Quantity				1					
Fan	Type				Propeller fan					
	Quantity				2					
	Air flow rate	Cooling	Nom.	m^3/min	96.0	100	97.0	96.0		100
Sound power level	Cooling	Nom.		dBA	64.0					66.0
Sound pressure level	Cooling	Nom.		dBA	51.0					52.0
Operation range	Air side	Cooling	Min.~Max.	°CDB	10~46					
	Water side	Cooling	Min.~Max.	°CDB	5~20					
Refrigerant	Type/GWP				R-410A/2,087.5					
	Control				Electronic expansion valve					
	Circuits	Quantity			1.00					
Refrigerant charge	Per circuit			kg	2.95					
	Per circuit			TCO2Eq	6.16					
Water circuit	Piping connections diameter			inch	G 5/4" (female)					
	Piping			inch	5/4"					
Power supply	Phase/Frequency/Voltage			Hz/V	1~/50/230			3N~/50/400		

(1)Underfloor program: cooling Ta 35°C - LWE 18°C (Dt: 5°C) | (2)Fan coil program: cooling Ta 35°C - LWE 7°C (Dt: 5°C)

EWAQ-CWN

Air cooled scroll inverter chiller

- Inverter chiller
- High part load efficiency for low running cost
- Minimal starting currents
- No buffertank required for standard applications
- Daikin scroll compressor
- Wide operation range
- Integrated hydronic module on request

Cooling Only				EWAQ-CWN	016	021	025	032	040	050	064
Space cooling	A Condition 35°C	Pdc		kW	16.8	21.0	25.3	31.6	42.1	50.5	63.2
	ηs,c			%	168	163	165	154	164	165	154
Cooling capacity	Nom.			kW	16.8	21.0	25.3	31.6	42.1	50.5	63.2
Power input	Cooling	Nom.		kW	5.93	7.61	9.60	12.9	15.1	19.2	25.7
Capacity control	Method				Inverter controlled						
	Minimum capacity			%	25						
EER					2.84	2.77	2.63	2.45	2.79	2.63	2.46
ESEER					4.37	4.26	4.17	3.87	4.28	4.18	3.87
Dimensions	Unit	Height		mm	1,684						
		Width		mm	1,370			1,680	2,360		2,980
		Depth		mm	774				780		
Weight	Unit			kg	268	321		403	579		741
Water heat exchanger	Type				Brazed plate						
	Water volume			l	3			5	6		9
	Water pressure drop	Cooling	Total	kPa	8	10	14	8	10	14	8
Air heat exchanger	Type				Air cooled coil						
Compressor	Type				Hermetically sealed scroll compressor						
	Quantity				1	2		3	4		6
Fan	Type				Axial						
	Quantity				1			2			4
	Air flow rate	Cooling	Nom.	m^3/min	171	185		233	370		466
Sound power level	Cooling	Nom.		dBA	78.0			80.0	81.0		83.0
Operation range	Air side	Cooling	Min.~Max.	°CDB	-5~43						
	Water side	Cooling	Min.~Max.	°CDB	-10~20						
Refrigerant	Type/GWP				R-410A/2,087.5						
	Control				Electronic expansion valve						
	Circuits	Quantity			1				2		
Refrigerant charge	Per circuit			kg	7.60			9.60	7.60		9.60
	Per circuit			TCO2Eq	15.9			20.0	15.9		20.0
Water circuit	Piping connections diameter			inch	1-1/4" (female)				2" (female)		
	Piping			inch	1-1/4"				1-1/2"		
Unit	Starting current	Max		A	0.0	77.7	78.7	88.7	99.8	101.9	120.7
	Running current	Max		A	22.2	25.3	26.4	35.2	47.4	49.6	67.2
Power supply	Phase/Frequency/Voltage			Hz/V	3N~/50/400						

EWAQ-CWP/CWH

Air cooled scroll inverter chiller

- Inverter chiller
- High part load efficiency for low running cost
- Minimal starting currents
- No buffertank required for standard applications
- Daikin scroll compressor
- Wide operation range
- Integrated hydronic module on request
- EWAQ-CWP: Version with standard pump
- EWAQ-CWH: Version with optional high static pump

Cooling Only				EWAQ	016CWP	021CWP	025CWP	032CWP	040CWP	050CWP	064CWP	016CWH	021CWH	025CWH	032CWH	040CWH	050CWH	064CWH
Space cooling	A Condition 35°C	Pdc		kW	17.0	21.2	25.5	31.8	42.3	50.7	63.4	17.1	21.3	25.5	31.8	42.4	50.8	63.5
	ηs,c			%	184	178	180	163	168	172	161	178	173	176	161	163	168	158
Cooling capacity	Nom.			kW	17.0	21.2	25.5	31.8	42.3	50.7	63.3	17.0	21.2	25.5	31.8	42.3	50.7	63.3
Power input	Cooling	Nom.		kW	5.81	7.47	9.45	12.7	15.1	19.0	25.5	5.81	7.47	9.45	12.7	15.1	19.0	25.5
Capacity control	Method				Inverter controlled													
	Minimum capacity			%	25													
EER					2.93	2.84	2.70	2.50	2.80	2.67	2.48	2.93	2.84	2.70	2.50	2.80	2.67	2.48
ESEER					4.85	4.70	4.57	4.10	4.40	4.36	4.05	4.69	4.58	4.47	4.06	4.27	4.26	3.98
Dimensions	Unit	Height		mm	1,684													
		Width		mm	1,370			1,680	2,360		2,980	1,370			1,680	2,360		2,980
		Depth		mm	774				780			774				780		
Weight	Unit			kg	280	332		414	604		765	283	336		417	612		774
Water heat exchanger	Type				Brazed plate													
	Water volume			l	3			5	6		9	3			5	6		9
	Water pressure drop	Cooling	Total	kPa	8	10	14	8	10	14	8		10	14	8	10	14	8
Air heat exchanger	Type				Air cooled coil													
Compressor	Type				Hermetically sealed scroll compressor													
	Quantity				1	2		3	4		6	1	2		3	4		6
Fan	Type				Axial													
	Quantity				1			2			4	1			2			4
	Air flow rate	Cooling	Nom.	m^3/min	171	185		233	370		466	171	185		233	370		466
Sound power level	Cooling	Nom.		dBA	78.0			80.0	81.0		83.0	78.0			80.0	81.0		83.0
Operation range	Air side	Cooling	Min.~Max.	°CDB	-5~43													
	Water side	Cooling	Min.~Max.	°CDB	-10~20													
Refrigerant	Type/GWP				R-410A/2,087.5													
	Control				Electronic expansion valve													
	Circuits	Quantity			1				2			1				2		
Refrigerant charge	Per circuit			kg	7.60			9.60	7.60		9.60	7.60			9.60	7.60		9.60
	Per circuit			TCO2Eq	15.9			20.0	15.9		20.0	15.9			20.0	15.9		20.0
Water circuit	Piping connections diameter			inch	1-1/4" (female)				2" (female)			1-1/4" (female)				2" (female)		
	Piping			inch	1-1/4"				1-1/2"			1-1/4"				1-1/2"		
Unit	Starting current	Max		A	0.0	77.7	78.7	88.7	99.8	101.9	120.7	0.0	79.9	81.7	91.7	103.7	106.3	125.1
	Running current	Max		A	22.2	25.3	26.4	35.2	47.4	49.6	67.2	24.4	27.5	29.4	38.2	51.3	54.0	71.6
Power supply	Phase/Frequency/Voltage			Hz/V	3N~/50/400													

EWAH-TZPRB

Air cooled screw inverter chiller, premium efficiency, reduced sound

- Premium energy efficiency both at full and part load conditions
- Inverter stepless single-screw compressor with DC electrical motor
- Advanced compressor technology featuring integrated inverter and variable volume ratio (VVR)
- HFO R-1234ze(E) Refrigerant with Ozone Depletion Potential equal to zero and extremely low Global Warming Potential
- Compact design for small footprint and minimized installation space
- Low operating sound levels are achieved by the latest compressor and fan design
- One or two truly independent refrigerant circuits for outstanding reliability
- Continuous fans speed modulation with EC fans for even higher part load efficiency

HFO R1234ze
LAV GWP

Cooling Only				EWAH-TZPRB	370	440	530	610
Space cooling	A Condition 35°C	Pdc		kW	370.96	435.06	531.76	606.09
	ηs,c			%	206.04	213.28	219.28	223.8
SEER					5.226	5.407	5.557	5.67
Cooling capacity	Nom.			kW	371	435	532	606
Power input	Cooling	Nom.		kW	102	122	138	164
Capacity control	Method				Variable			
	Minimum capacity			%	16.7	14.3	11.7	10
EER					3.61	3.57	3.84	3.69
ESEER					5.17	5.44	5.22	5.31
IPLV					6.12	6.32		
Dimensions	Unit	Height		mm	2,537			
		Width		mm	2,258			
		Depth		mm	7,683	9,483	7,683	8,583
Weight	Unit			kg	5,941.4	6,922	6,684.8	7,460.2
	Operation weight			kg	6,182.4	7,223	6,976.8	7,956.2
Water heat exchanger	Type				Shell and tube			
	Water volume			l	241	301	292	496
	Water flow rate	Cooling	Nom.	l/s	17.7	20.8	25.4	28.9
	Water pressure drop	Cooling	Nom.	kPa	24.4	14.9	15.3	18
Air heat exchanger	Type				Microchannel			
Compressor	Type				Screw inverter			
	Quantity				2			
Fan	Type				Direct propeller			
	Quantity				16	20	16	18
	Air flow rate	Nom.		l/s	246,359.0	307,948.0	246,359.0	276,541.0
	Speed			rpm	760			
Sound power level	Cooling	Nom.		dBA	92.37	92.94	94.94	95.73
Sound pressure level	Cooling	Nom.		dBA	70.90		73.50	74.00
Operation range	Air side	Cooling	Min.~Max.	°CDB	-18~55			
	Water side	Cooling	Min.~Max.	°CDB	-8~18			
Refrigerant	Type/GWP				R-1234(ze)/7			
	Circuits	Quantity			2			
Refrigerant circuit	Charge			kg	90.4	113	116.8	131.2
Refrigerant charge	Per circuit			kg	316.4	395.5	408.8	459.2
Piping connections	Evaporator water inlet/outlet (OD)				168.3mm			219.1mm
Unit	Running	Cooling	Nom.	A	176.22	205.83	234.54	273.8
	current	Max		A	272	319	350	424
Power supply	Phase/Frequency/Voltage			Hz/V	3~/50/400			

EWAH-TZXRC

Air cooled screw inverter chiller, high efficiency, reduced sound

- High energy efficiency both at full and part load conditions
- New single screw compressor geometry allowing performance optimization
- Refrigerant cooled inverter mounted on compressor all across the range
- New generation of air-cooled inverter series with extension of capacity range: Nominal capacity up to 1600 kW
- Includes new generation Daikin Microtech IV controller with higher memory capacity and faster microprocessor
- Microchannel coils
- HFO R-1234ze(E) Refrigerant with Ozone Depletion Potential equal to zero and extremely low Global Warming Potential

NYHET

Cooling Only					EWAH-TZSSC/SLC	670	780	840	950	C10	C11	C12	C13	C14	C15
Space cooling	A Condition 35°C	Pdc			kW	669.2	783.2	840	947.5	1,014	1,119	1,213	1,321	1,416	1,497
	ηs,c				%	208.3	211.4	212.7	215.8	216.1	212.6	219.4	220.2	218.8	217.4
SEER						5.28	5.36	5.39	5.47	5.48	5.39	5.56	5.58	5.55	5.51
Cooling capacity	Nom.				kW	669.2	783.2	840	947.5	1,014	1,119	1,213	1,321	1,416	1,497
Power input	Cooling	Nom.			kW	206.2	243.3	261.9	292.6	310.8	351.9	382.2	426	467.4	514.6
Capacity control	Method					Inverter									
	Minimum capacity				%	12.5									
EER						3.25	3.22	3.21	3.24	3.26	3.18	3.17	3.10	3.03	2.91
ESEER						5.28	5.36	5.39	5.47	5.48	5.39	5.56	5.58	5.55	5.51
IPLV						5.58	5.58	5.59	5.63	5.65	5.52	5.94	5.86	5.81	5.79
Dimensions	Unit	Height			mm	2,540									
		Width			mm	2,280									
		Depth			mm	6,909	7,809	8,709	10,510	11,402	12,302	11,402	12,302		14,102
Weight	Unit				kg	7,033	7,660	8,093	9,288	10,073	10,475	10,716	11,134	11,564	12,037
	Operation weight				kg	7,313	8,152	8,585	9,871	11,116	11,518	11,727	12,145	12,575	13,048
Water heat exchanger	Type					Shell and tube									
	Water volume				l	280	492		583	1,043		1,011			
	Water flow rate	Cooling	Nom.		l/s	31.91	37.35	40.06	45.19	48.34	53.38	57.83	63	67.49	71.39
	Water pressure drop	Cooling	Nom.		kPa	39.9	48.4	54	55.3	37.2	44.4	34.1	39.7	44	49.7
Air heat exchanger	Type					Microchannel									
Compressor	Type					Inverter Driven Single Screw									
	Quantity					2									
Fan	Type					DPT									
	Quantity					14	16	18	22	24	26	24	26	28	30
	Air flow rate	Nom.			l/s	51,803	59,430	66,660	81,518	89,145	96,375	89,145	96,375	104,002	111,232
	Speed				rpm	700									
Sound power level	Cooling	Nom.			dBA	90	91	92	93	94	95	94	95	96	
Sound pressure level	Cooling	Nom.			dBA	69	70		71		72				73
Operation range	Air side	Cooling	Min.~Max.		°CDB	-18 to 50									
	Water side	Cooling	Min.~Max.		°CDB	-8 to 18									
Refrigerant	Type/GWP					R1234ze/7									
	Charge				kg	120	130	141	175	200	220	200	220	250	270
	Circuits	Quantity				2									
Refrigerant charge	Per circuit				TCO2Eq	420	455	494	613	700	770	700	770	875	945
Piping connections	Evaporator water inlet/outlet (OD)					168.3	219.1			273					
Unit	Running	Cooling	Nom.		A	374.9	432.6	460.2	514.2	545.4	606.0	670.1	725.0	783.7	853.8
	current	Max			A	588	625	693	754	836	936	967	1,042	1,132	1,157
Power supply	Phase/Frequency/Voltage				Hz/V	3/50/400									

EWAT-B-XR

Air cooled scroll chiller, high efficiency, reduced sound

- First R-32 air cooled chiller with Scroll compressors in the market
- Choosing for an R-32 product, reduces the environmental impact with 68% compared to R-410A and leads directly to lower energy consumption thanks to its high energy efficiency
- One or two truly independent refrigerant circuits for outstanding reliability
- MicroTech III controller with superior control logic and easy interface
- Low operating cost and extended operating life thanks to the careful design aimed to optimize the energy efficiency of the chillers and to improve installation profitability, effectiveness and economical management
- Fan speed modulation to ensure precise airflow control and optimized condensing temperature
- Possible to set up detailed time bands to reduce fan rotation speed and therefore sound emission
- Thanks to the Dynamic Condensing Pressure Management, the chiller controller adjusts the condensing pressure

R-32

Cooling Only			EWAT-B-XR	085	115	145	180	185	200	220	230	250	280	300	310	320	360	370	430	470	540	600	660	700
Space cooling	A Condition 35°C	Pdc	kW	81.68	108.36	135.38	167.75	165.77	187.07	207.97	223.94	238.24	264.17	284.03	283.97	301.05	327.53	345.32	393.29	437.99	500	569.48	618.9	656.69
	ηs,c		%	213.28	166.6	160.2	163.8	160.2	166.6		165	171.4	176.6	180.6	174.6	166.6	175	169.8	175.8	167.4	178.6	181.4	181	180.2
SEER				3.84	4.24	4.08	4.17	4.08	4.24		4.2	4.36	4.49	4.59	4.44	4.24	4.45	4.32	4.47	4.26	4.54	4.61	4.6	4.58
Cooling capacity	Nom.		kW	81.68	108.36	135.38	167.75	165.77	187.07	207.97	223.94	238.24	264.17	284.03	283.97	301.05	327.53	345.32	393.29	437.99	500	569.48	618.9	656.69
Power input	Cooling	Nom.	kW	30.9	39	47	59.1	70.5	69.8	80.7	79.2	86.4	92.2	104	103	114	121	130	146	163	188	207	224	242
Capacity control	Method			Staged			Var.	Staged	Variable		Staged	Variable												
	Minimum capacity		%	50	38	50	25	38	21	19	50	17	16	24	14	22	33	19	17	25	14	12	11	17
EER				2.64	2.78	2.88	2.84	2.35	2.68	2.58	2.83	2.76	2.87	2.71	2.76	2.63	2.7	2.66	2.68		2.66	2.74	2.76	2.71
ESEER				4.02	4.18	4.08	4.24	4.04	4.21	4.17	4.16	4.15	4.34	4.31	4.12	4.04	4.24	4.15		4.12	4.2	4.21	4.25	4.23
IPLV				4.74	5.1	4.76	5	4.78	5	5.05	4.82	4.93	5.09	5.15	5.02	4.72	5.05	4.9	4.86	4.82	4.91	5.07	4.99	
Dimensions	Unit	Height	mm	1,801		1,822	2,540	1,822	2,540															
		Width	mm	1,204			2,236	1,204	2,236															
		Depth	mm	2,660	3,180	3,780	2,326	3,780	2,326		3,226						4,126			5,025		5,874	6,774	
Weight	Unit		kg	744	837	961	1,732	1,072	1,763	1,790	1,977	2,054	2,192	2,212	2,220	2,247	2,590	2,627	2,811	3,237	3,458	3,873	4,248	4,396
	Operation weight		kg	752	846	968	1,743	1,088	1,773	1,801	1,997	2,066	2,209	2,234	2,241	2,277	2,614	2,655	2,848	3,268	3,497	3,916	4,290	4,432
Water heat exchanger	Type			Brazed plate																				
	Water volume		l	5	6	9	11	12	11		16	14	19	20	19		20		28		42		50	
	Water flow rate	Cooling Nom.	l/s	3.9	5.2	6.5	8	7.9	9	10	10.7	11.4	12.6	13.6		14.4	15.7	16.5	18.8	21	23.9	27.3	29.6	31.5
	Water pressure drop	Cooling Nom.	kPa	27.8	34.2	28	36.3	38	44.2	37.7	44	48.2	35.6	55.1	40.6	45.1	71.4	57.9	49.5	60.2	52.5	66.5	62.6	69.7
Air heat exchanger	Type			Microchannel																				
Compressor	Type			Scroll																				
	Quantity			2			4	2	4		2	4		3	4		3	4			5	6		
Fan	Type			Direct propeller																				
	Quantity			6	8	10	4	10	4		5		6				7		8	9	10	12	13	14
	Air flow rate	Nom.	l/s	6,673	8,896	11,122	15,054	11,122	15,054		18,819	18,818	22,582				26,346		30,110	33,874	37,637	45,164	48,928	52,692
	Speed		rpm	1,108			700	1,108	700															
Sound power level	Cooling	Nom.	dBA	77.9	81.9	84	84.2	86	84.5	84.8	86.2	85.8	86.6	87	86.7	86.9	87.7	87.6	88.3	88.9	89.3	90	90.4	90.7
Sound pressure level	Cooling	Nom.	dBA	60.2	63.9	65.6	65.3	67.7	65.5	65.8	66.7	66.3	67.1	67.5	67.2	67.4	67.8	67.7	68.3	68.5	68.9	69.2	69.3	69.6
Operation range	Air side	Cooling Min.~Max.	°CDB	-10~46			-18~46	-10~46	-18~46															
	Water side	Cooling Min.~Max.	°CDB	-13~20																				
Refrigerant	Type/GWP			R-32/675																				
	Charge		kg	10.5	12.5	15	30	16	36	37	30	42	48	36	50	52	50	58	62	70	78	80	92	100
	Circuits	Quantity		1			2	1	2		1	2		1	2		1	2						
Piping connections	Evaporator water inlet/outlet (OD)			76.1			88.9	76.1	88.9		76.1	88.9		76.1	88.9		76.1	88.9				114.3		
Unit	Starting current	Max	A	215	315	328	290	464	388	399	505	415	543	554	555	566	591	603	639	676	725	777	814	851
	Running current	Cooling Nom.	A	60	71	83	113	118	128	143	134	151	164	177	179	194	204	221	250	276	319	352	381	410
		Max	A	75	87	100	149	134	160	172	175	187	212	223	224	235	260	272	309	345	394	447	483	520
Power supply	Phase/Frequency/Voltage		Hz/V	3~/50/400																				

EWYT-B

Air Cooled Heat Pump with scroll compressors

- Nominal heating capacity range 74-390 kW
- 3 sound configuration
- Full packaged solution
- R-32 HFC refrigerant
- 2 different layouts: Parallel Coil and Double V Coil
- 2 Efficiency levels: Gold (high efficiency) and Silver (standard efficiency)
- One or Two independent refrigerant circuits

				Single circuit						Double circuit				
Heating & Cooling			EWYT	085B-XLA1	085B-XRA1	115B-XLA1	135B-XLA1	175B-XLA1	215B-XLA1	215B-XLA2	235B-XLA2	265B-XLA2	310B-XLA2	350B-XLA2
Cooling	Capacity		kW	80	79	104	126	166	206	206	229	250	294	335
	Type			STEP						STEP				
	Minimum capacity		%	50	50	38	50	38	50	19	17	25	22	19
	Unit power input		kW	26.3	26.6	35.1	42.1	56.6	71.8	68.0	74.9	83.4	95.9	109.0
	EER			3.03	2.98	2.95	2.99	2.93	2.86	3.03	3.06	3.00	3.06	3.05
	SEER			4.24	4.38	4.24	4.45	4.21	4.41	4.40	4.13	4.48	4.64	4.40
	IPLV			4.75	4.73	4.69			4.72	4.87		4.64	4.92	4.97
Heating	Capacity		kW	85.9	84.9	111.0	133.2	176.3	218.3	214.8	239.4	260.8	305.5	350.0
	Unit power input		kW	23.1	25.9	33.2	39.1	51.7	64.9	62.6	69.5	76.2	88.6	101.7
	COP			3.30	3.28	3.35	3.41	3.41	3.36	3.43	3.44	3.43	3.45	3.44
	SCOP			3.70	3.66	3.72	3.70	3.75	3.66	3.70	3.86	3.77	3.90	3.90
Casing	Colour			IW						IW				
	Material			GPSS						GPSS				
Dimensions	Unit	Height	mm	1800						1800			2514	
		Width	mm	1195						1195			2282	
		Depth	mm	2825		3425		4025		5550	6150		4125	
Weight	Unit		kg	1110		1170	1250	1430	1610	2030	2330	2380	3140	3240
	Operating		kg	1121		1181	1261	1446	1626	2065	2365	2415	3175	3275
Water heat exchanger	Type			PHE						PHE				
	Fluid			Water						Water				
	Fouling factor		m2°C/W	0						0				
	Water volume		l	11				16		35				
	Water temperature in		°C	12						12				
	Water temperature out		°C	7						7				
	Water flow rate	Heating Nom.	l/s	3.8		5	6	7.9	9.8	9.8	10.9	11.9	14.0	16.0
	Water pressure drop		kPa	9.49	9.33	15.20	21.50	20.10	29.60	12.0	14.6	17.1	22.8	28.9
	Insulation material			Closed cell						Closed Cell				
Heat exchanger - Evaporator	Water temperature in		°C	40						40				
	Water temperature out		°C	45						45				
Air heat exchanger	Type			HFP						HFP				
Fan	Type			DPT						DPT				
	Drive			VFD						VFD			On/Off	
	Diameter		mm	450						450			800	
	Nominal air flow		l/s	9039	8298	12644	12052	15065	18078	21090	24104		29593	33820
	Air temperature		°C	35						35				
	Quantity		No.	6		8		10	12	14	16		7	8
	Speed		rpm	1200	1108	1200				1200			700	
	Motor input		kW	2.5	2.4	3.4		4.2	5.0	5.9	6.7		6.0	6.9
Compressor	Type			Scroll						Scroll				
	Oil charge		l	6.50		7.69	8.88	10.70	12.60	15.3	16.5	17.7	19.6	21.4
	Quantity		No.	2						4				
Sound level	Sound power	Cooling	dBA	79.5	82.6	84.1	86.2	87.5	85.4	86.4	87.1	86.4	87.1	86.4
	Sound pressure	Level@1m distannce cooling	dBA	61.2	63.9	65.4	67.2	68.2	65.6	66.4	67.1	66.4	67.1	66.4
Refrigerant	Type			R32						R32				
	Charge		kg	17		29.4	29.8	34.5	44	50		55	70	
	N. of circuits			1						2				
Piping connections	Evaporator water inlet/outlet		mm	88.9						88.9				

Chillers

EWYQ-BVP

Air cooled mini inverter heat pump

- Top product in terms of energy efficiency and operation range
- All capacities available in 2 versions: standard version and version with OP10 option (no freeze up of water when not in operation thanks to the water piping heater tape)
- Easy‚plug and play' installation
- Amongst the most quiet units in the market (63dBA - sound power)
- Single phase power supply and low starting currents make the unit ideal for residential applications
- Weight reduced with 20% compared with the previous models.
- Built-in Hydraulic kit: no buffer tank required, standard inverter driven pump, main flow sensor and switch included.
- Standard wired remote control enables setting of different set points (cooling, heating, water leaving temperature) or based on outdoor conditions (weather dependent control). It has an alarm history, night time noise reduction function and is language based.

EWYQ-BVP EKRUMCL1

Heating & Cooling				EWYQ-BVP	004	005	006	008
Cooling capacity	Nom.			kW	4.00 / 4.01	4.93 / 5.07	5.88 / 6.07	7.95 / 8.23
Heating capacity	Nom.			kW	4.11 / 3.96	4.99 / 4.99	6.14 / 6.12	8.08 / 8.44
	Max.			kW	5.1	6.0	-	
Power input	Cooling	Nom.		kW	1.27 / 0.840	1.61 / 1.12	1.87 / 1.13	2.57 / 1.65
	Heating	Nom.		kW	1.19 / 0.860	1.46 / 1.09	1.75 / 1.28	2.31 / 1.84
Capacity control	Method				Variable (inverter)			
EER					3.14 / 4.80	3.06 / 4.51	3.15 / 5.35	3.10 / 4.99
COP					3.44 / 4.61	3.41 / 4.58	3.51 / 4.77	3.49 / 4.59
ESEER					4.45	4.49	5.25	5.24
Space heating	Average climate water outlet 35°C	General	ηs (Seasonal space heating efficiency)	%	155	159	158	165
			SCOP		3.90	4.03		4.21
			Seasonal space heating eff. class		A++			
Dimensions	Unit	HeightxWidthxDepth		mm	735x1,090x350		997x1,160x380	
Weight	Unit			kg	83		106	
Water heat exchanger	Type				Brazed plate			
	Water flow rate	Cooling	Nom.	l/min	11.5 / 11.5	14.1 / 14.5	16.9 / 17.4	22.8 / 23.6
		Heating	Nom.	l/min	11.8 / 11.4	14.3 / 14.3	17.6 / 17.5	23.2 / 24.2
	Water volume			l	1		2	
Air heat exchanger	Type				Cross fin coil/Hi-X tubes and chromate coated waffle louvre fins		Cross fin coil/Hi-X tubes and PE coated waffle louvre fins	
Compressor	Type				Hermetically sealed swing compressor			
	Quantity				1			
Fan	Type				Propeller fan			
	Quantity				1			
	Air flow rate	Cooling	Nom.	m^3/min	53		72	
		Heating	Nom.	m^3/min	47.0		46.6	49.3
Sound power level	Cooling	Nom.		dBA	63.0	64.0	69.0	
	Heating	Nom.		dBA	65.0			
Sound pressure level	Cooling	Nom.		dBA	48.0	49.0	52.0	53.0
	Heating	Nom.		dBA	49.0		47.0	
Operation range	Air side	Cooling	Min.~Max.	°CDB	10~43		10~46	
		Heating	Min.~Max.	°CDB	-20~25		-15~25	
	Water side	Cooling	Min.~Max.	°CDB	5~22			
		Heating	Min.~Max.	°CDB	15 ~55			
Refrigerant	Type/GWP				R-410A/2,088		R-410A/2,087.5	
	Control				Electronic expansion valve			
	Circuits	Quantity			1			
Refrigerant charge	Per circuit			kg	2.10		2.70	
	Per circuit			TCO2Eq	4.4		5.6	
Water circuit	Piping connections diameter			inch	1" MBSP			
Unit	Starting current	Max		A	15.7		19.9	
	Running current	Max		A	15.7		19.9	
Power supply	Phase/Frequency/Voltage			Hz/V	1N~/50/230			

EWYQ-ACV3/ACW1

Air cooled mini inverter heat pump

- Inverter technology to ensure low sound values and leader-of-class ESEER
- Wide operating range
- Built-in hydronic module: no buffer tank required and a standard pump and main switch are included
- Easy‚plug and play' installation
- Single phase power supply for residential applications, three phase power supply model available for light commercial applications

EWYQ-ACV3/ACW1 Digital controller

Heating & Cooling					EWYQ	009ACV3	010ACV3	011ACV3	009ACW1	011ACW1	013ACW1
Cooling capacity	Nom.				kW	12.2 (1)/ 8.60 (2)	13.6 (1)/ 9.60 (2)	15.7 (1)/ 11.1 (2)	12.9 (1)/ 9.10 (2)	15.7 (1)/ 11.1 (2)	17.0 (1)/ 13.3 (2)
Heating capacity	Nom.				kW	10.2 (1)/ 9.90 (2)	11.7 (1)/ 11.4 (2)	13.8 (1)/ 12.9 (2)	11.20 (1)/ 10.90 (2)	13.2 (1)/ 12.4 (2)	14.8 (1)/ 13.9 (2)
Power input	Cooling	Nom.			kW	2.85 (1)/ 2.83 (2)	3.41 (1)/ 3.28 (2)	4.13 (1)/ 3.90 (2)	3.08 (1)/ 3.05 (2)	4.13 (1)/ 3.90 (2)	5.52 (1)/ 5.18 (2)
	Heating	Nom.			kW	2.43 (1)/ 2.99 (2)	2.81 (1)/ 3.46 (2)	3.20 (1)/ 3.94 (2)	2.69 (1)/ 3.31 (2)	3.07 (1)/ 3.78 (2)	3.47 (1)/ 4.27 (2)
Capacity control	Method					Inverter controlled					
EER						4.27 (1)/ 3.05 (2)	4.00 (1)/ 2.93 (2)	3.79 (1)/ 2.85 (2)	4.19 (1)/ 2.99 (2)	3.79 (1)/ 2.85 (2)	3.08 (1)/ 2.57 (2)
ESEER						4.31	4.30	4.33	4.43	4.44	4.36
COP						4.19 (1)/ 3.30 (2)	4.17 / (1) 3.29 (2)	4.30 (1)/ 3.27 (2)	4.17 (1)/ 3.28 (2)	4.31 (1)/ 3.27 (2)	4.28 (1)/ 3.25 (2)
Space heating	Average climate water outlet 35°C	General	ηs (Seasonal space heating efficiency)		%	126	131	134	126	134	130
			SCOP			3.22	3.34	3.41	3.22	3.41	3.30
			Seasonal space heating eff. class			A+					
Dimensions	Unit	Height			mm	1,435					
		Width			mm	1,420					
		Depth			mm	382					
Weight	Unit				kg	180					
Water heat exchanger	Type					Brazed plate					
	Quantity					1					
	Water flow rate	Heating	Nom.		l/min	28.3	32.6	36.9	31.2	35.5	39.8
	Water volume				l	1.01					
Air heat exchanger	Type					Hi-XSS					
Pump Standard	Nominal ESP	Cooling			kPa	60.5	57.8	53.2	59.2	53.2	40.9 / 45.6
	unit	Heating			kPa	57.1	52.5	47.3	54.1	49.1	36.6 / 43.5
Hydraulic components	Expansion vessel	Volume			l	10					
Compressor	Type					Hermetically sealed scroll compressor					
	Quantity					1					
Fan	Type					Propeller fan					
	Quantity					2					
	Air flow rate	Cooling	Nom.		m^3/min	96.0	100	97.0	-		
		Heating	Nom.		m^3/min		90.0		-		
Fan motor	Speed	Cooling	Nom.		rpm	780					
		Heating	Nom.		rpm	760					
		Steps				8					
Sound power level	Cooling	Nom.			dBA		64.0		64.0		66.0
	Heating	Nom.			dBA	60.0	64.0	60.0	60.0		
Sound pressure level	Cooling	Nom.			dBA	50.0					
	Heating	Nom.			dBA	50.0					
	Night quiet mode	Cooling			dBA		45.0		45.0		46.0
		Heating			dBA		42.0		42.0		43.0
Operation range	Air side	Cooling	Min.~Max.		°CDB	10~46					
		Heating	Min.~Max.		°CDB	-15~35					
	Water side	Cooling	Min.~Max.		°CDB	5~20					
		Heating	Min.~Max.		°CDB	30~50					
Refrigerant	Type/GWP					R-410A / 2,087.5					
	Circuits	Quantity				1					
	Control					Electronic expansion valve					
Refrigerant charge	Per circuit				kg	2.95					
					TCO_2eq	6.16					
Water circuit	Piping				inch	5/4"					
	Piping connections diameter				inch	G 5/4" (female)					
Power supply	Phase/Frequency/Voltage				Hz/V	1~/50/230			3N~/50/400		

(1) Underfloor program: cooling Ta 35°C - LWE 18°C (Dt: 5°C); heating Ta DB/WB 7°C/6°C - LWC 35°C (Dt: 5°C) (2) Fan coil program: cooling Ta 35°C - LWE 7°C (Dt: 5°C); heating Ta DB/WB 7°C/6°C - LWC 45°C (Dt: 5°C)

EWYQ-CWN

Air cooled scroll inverter heat pump

› Inverter chiller
› High part load efficiency for low running cost
› Minimal starting currents
› No buffertank required for standard applications
› Daikin scroll compressor
› Wide operation range
› Integrated hydronic module on request

Heating & Cooling				EWYQ-CWN	016	021	025	032	040	050	064
Space heating	Average climate water outlet 35°C	General		ηs (Seasonal space heating efficiency) %	147	148	138	135	149	139	135
				SCOP	3.75	3.78	3.53	3.45	3.80	3.55	3.45
				Seasonal space heating eff. class	A+	A++	A+				
Cooling capacity	Nom.			kW	16.8	21.0	25.3	31.6	42.1	50.5	63.2
Heating capacity	Nom.			kW	16.8	21.0	25.1	31.4	41.9	50.3	62.9
Power input	Cooling	Nom.		kW	5.93	7.61	9.60	12.9	15.1	19.2	25.7
	Heating	Nom.		kW	5.60	6.89	8.74	10.8	13.7	17.5	21.6
Capacity control	Method				Inverter controlled						
	Minimum capacity			%	25						
EER					2.84	2.77	2.63	2.45	2.79	2.63	2.46
ESEER					4.37	4.26	4.17	3.87	4.28	4.18	3.87
COP					3.00	3.05	2.87	2.91	3.06	2.87	2.91
Dimensions	Unit	Height		mm	1,684						
		Width		mm	1,370			1,680	2,360		2,980
		Depth		mm	774				780		
Weight	Unit			kg	268	321		403	579		741
Water heat exchanger	Type				Brazed plate						
	Water volume			l	3			5	6		9
	Water pressure drop	Cooling	Total	kPa	8	10	14	8	10	14	8
Air heat exchanger	Type				Air cooled coil						
Compressor	Type				Hermetically sealed scroll compressor						
	Quantity				1	2		3	4		6
Fan	Type				Axial						
	Quantity				1			2			4
	Air flow rate	Cooling	Nom.	m^3/min	171	185		233	370		466
		Heating	Nom.	m^3/min	171	185		233	370		466
Sound power level	Cooling	Nom.		dBA	78.0			80.0	81.0		83.0
Operation range	Air side	Cooling	Min.~Max.	°CDB	-5~43						
		Heating	Min.~Max.	°CDB	-15~35						
	Water side	Cooling	Min.~Max.	°CDB	-10~20						
		Heating	Min.~Max.	°CDB	25~50						
Refrigerant	Type/GWP				R-410A/2,087.5						
	Control				Electronic expansion valve						
	Circuits	Quantity			1				2		
Refrigerant charge	Per circuit			kg	7.60			9.60	7.60		9.60
	Per circuit			TCO2Eq	15.9			20.0	15.9		20.0
Water circuit	Piping connections diameter			inch	1-1/4" (female)				2" (female)		
	Piping			inch	1-1/4"				1-1/2"		
Unit	Starting current	Max		A	0.0	77.7	78.7	88.7	99.8	101.9	120.7
	Running current	Max		A	22.2	25.3	26.4	35.2	47.4	49.6	67.2
Power supply	Phase/Frequency/Voltage			Hz/V	3N~/50/400						

EWYQ-CWP/CWH

Air cooled scroll inverter heat pump

› Inverter chiller
› High part load efficiency for low running cost
› Minimal starting currents
› No buffertank required for standard applications
› Daikin scroll compressor
› Wide operation range
› Integrated hydronic module on request
› EWYQ-CWP: Version with standard pump
› EWYQ-CWH: Version with optional high static pump

Heating & Cooling				EWYQ	016CWP	021CWP	025CWP	032CWP	040CWP	050CWP	064CWP	016CWH	021CWH	025CWH	032CWH	040CWH	050CWH	064CWH
Space heating	Average climate water outlet 35°C	General		ηs (Seasonal space heating efficiency) %	144	154	139	138	149	139	138		150	135	136	144	133	135
				SCOP	3.68	3.93	3.55	3.53	3.80	3.55	3.53		3.83	3.45	3.48	3.68	3.40	3.45
				Seasonal space heating eff. class	A+	A++	A+						A++	A+				
Cooling capacity	Nom.			kW	17.0	21.2	25.5	31.8	42.3	50.7	63.3	17.0	21.2	25.5	31.8	42.3	50.7	63.3
Heating capacity	Nom.			kW	16.6	20.8	24.9	31.2	41.7	50.1	62.7	16.6	20.8	24.9	31.2	41.7	50.1	62.7
Power input	Cooling	Nom.		kW	5.81	7.47	9.45	12.7	15.1	19.0	25.5	5.81	7.47	9.45	12.7	15.1	19.0	25.5
	Heating	Nom.		kW	5.49	6.76	8.58	10.6	13.7	17.4	21.4	5.49	6.76	8.58	10.6	13.7	17.4	21.4
Capacity control	Method				Inverter controlled													
	Minimum capacity			%	25													
EER					2.93	2.84	2.70	2.50	2.80	2.67	2.48	2.93	2.84	2.70	2.50	2.80	2.67	2.48
ESEER					4.85	4.70	4.57	4.10	4.40	4.36	4.05	4.69	4.58	4.47	4.06	4.27	4.26	3.98
COP					3.02	3.07	2.91	2.93	3.03	2.88	2.93	3.02	3.07	2.91	2.93	3.03	2.88	2.93
Dimensions	Unit	Height		mm	1,684													
		Width		mm	1,370			1,680	2,360		2,980	1,370			1,680	2,360		2,980
		Depth		mm	774				780			774				780		
Weight	Unit			kg	280	332		414	604		765	283	336		417	612		774
Water heat exchanger	Type				Brazed plate													
	Water volume			l	3			5	6		9	3			5	6		9
	Water pressure drop	Cooling	Total	kPa	8	10	14	8	10	14	8		10	14	8	10	14	8
Air heat exchanger	Type				Air cooled coil													
Compressor	Type				Hermetically sealed scroll compressor													
	Quantity				1	2		3	4		6	1	2		3	4		6
Fan	Type				Axial													
	Quantity				1			2			4	1			2			4
	Air flow rate	Cooling	Nom.	m^3/min	171	185		233	370		466	171	185		233	370		466
		Heating	Nom.	m^3/min	171	185		233	370		466	171	185		233	370		466
Sound power level	Cooling	Nom.		dBA	78.0			80.0	81.0		83.0	78.0			80.0	81.0		83.0
Operation range	Air side	Cooling	Min.~Max.	°CDB	-5~43													
		Heating	Min.~Max.	°CDB	-15~35													
	Water side	Cooling	Min.~Max.	°CDB	-10~20													
		Heating	Min.~Max.	°CDB	25~50													
Refrigerant	Type/GWP				R-410A/2,087.5													
	Control				Electronic expansion valve													
	Circuits	Quantity			1				2			1				2		
Refrigerant charge	Per circuit			kg	7.60			9.60	7.60		9.60	7.60			9.60	7.60		9.60
	Per circuit			TCO2Eq	15.9			20.0	15.9		20.0	15.9			20.0	15.9		20.0
Water circuit	Piping connections diameter			inch	1-1/4" (female)				2" (female)			1-1/4" (female)				2" (female)		
	Piping			inch	1-1/4"				1-1/2"			1-1/4"				1-1/2"		
Unit	Starting current	Max		A	0.0	77.7	78.7	88.7	99.8	101.9	120.7	0.0	79.9	81.7	91.7	103.7	106.3	125.1
	Running current	Max		A	22.2	25.3	26.4	35.2	47.4	49.6	67.2	24.4	27.5	29.4	38.2	51.3	54.0	71.6
Power supply	Phase/Frequency/Voltage			Hz/V	3N~/50/400													

SEHVX-BW + SERHQ-BW1

Air cooled scroll inverter heat pump, split version

- Hydronic module for indoor installation eliminating the need for glycol
- Ideal for colder climates as the lack of glycol will allow for high efficiencies
- Compact dimensions and limited pipework allow for installation in very restricted spaces
- Easy transportation as separate units will fit in an elevator

Heating & Cooling					SEHVX20BAW/ SERHQ020BAW1	SEHVX32BAW/ SERHQ032BAW1	SEHVX40BAW/ SERHQ020BAW1+SERHQ020BAW1	SEHVX64BAW/ SERHQ032BAW1+SERHQ032BAW1
Cooling capacity	Nom.			kW	21.2 (1)	31.8 (1)	42.3 (1)	63.3 (1)
Heating capacity	Nom.			kW	20.8 (2)	31.2 (2)	41.7 (2)	62.7 (2)
Power input	Cooling	Nom.		kW	7.47 (1)	12.7 (1)	15.1 (1)	25.5 (1)
	Heating	Nom.		kW	6.76 (2)	10.6 (2)	13.7 (2)	21.4 (2)
EER					2.84	2.5	2.8	2.48
COP					3.07	2.93	3.03	2.93
Space heating	Average climate water outlet 35°C	General	SCOP		3.93	3.53	3.80	3.53
			ηs (Seasonal space heating efficiency)	%	154	138	149	138
			Seasonal space heating eff. class		A++	A+		

Unit for indoor installation					SEHVX20BAW	SEHVX32BAW	SEHVX40BAW	SEHVX64BAW
Dimensions	Unit	Height		mm	1,573			
		Width		mm	766			
		Depth		mm	396			
Weight	Unit			kg	97.0	105	137	153
	Packed unit			kg	109	117	149	165
Water side Heat exchanger	Type				Brazed plate			
	Water volume			l	3	5	6	9
	Water flow rate	Cooling	Nom.	l/min	60 (3)	90 (3)	120 (3)	181 (3)
		Heating	Nom.	l/min	60 (2)	90 (2)	120 (2)	181 (2)
Sound power level	Nom.			dBA	63.0		66.0	
Operation range	Cooling	Ambient	Min.~Max.	°CDB	-5~43			
		Water side	Min.~Max.	°CDB	5 (4)~20			
	Heating	Ambient	Min.~Max.	°CDB	-15~35			
		Water side	Min.~Max.	°CDB	25~50			
Refrigerant	Type / GWP				R-410A / 2,087.5			
	Circuits	Quantity			1		2	
	Control				Electronic expansion valve			
Water circuit	Piping connections diameter			inch	1-1/4" (female)		2" (female)	
	Piping			inch	1-1/4"		1-1/2"	
	Water pressure drop	Cooling	Nom.	kPa	17 (7)	24 (7)	19 (7)	29 (7)
	Total water volume			l	4.2 (8)	5.8 (8)	7.9 (8)	11.0 (8)
Power supply	Phase/Frequency/Voltage			Hz/V	3N~/50/400			

Outdoor Unit					SERHQ020BAW1	SERHQ032BAW1
Dimensions	Unit	Height		mm	1,680	
		Width		mm	765	
		Depth		mm	930	1,240
Weight	Unit			kg	240	316
	Packed unit			kg	273	356
Compressor	Quantity				2	3
	Type				Hermetically sealed scroll compressor	
Fan	Type				Axial	
	Quantity				1	2
	Air flow rate	Cooling	Nom.	m^3/min	185	233
		Heating	Nom.	m^3/min	185	233

(1) Cooling: entering evaporator water temp. 12°C; leaving evaporator water temp. 7°C; ambient air temp. 35°C (2) Condition: Ta DB/WB 7°C/6°C - LWC 45°C (Dt=5°C) (3) Condition: Ta 35°C - LWE 7°C (DT = 5°C) (4) Water can be used above 5°C. Between 0°C and 5°C a 30% glycol solution (propylene or ethylene) has to be used. Between 0°C and -10°C a 40% glycol solution (propylene or ethylene) has to be used (see installation manual and information related to OPZL option) (5) Excluding water volume in the unit. In most applications this minimum water volume will have a satisfying result. In critical processes or in rooms with a high heat load though, extra water volume might be required. Refer to operation range for more info. (6) Excluding the water volume in the unit. This volume will guarantee sufficient defrost energy for all applications, however, this volume can be multiplied by 0,66 if the heating sepoint is ≥ 45° C (eg. Fan coils) (7) This is PD between inlet & outlet connections of unit. It includes the water side heat exchanger pressure drop. (8) Including piping + PHE; excluding expansion vessel

EWWH-J

Water cooled screw heat pump

HFO R1234ze
LAV GWP

Cooling Only				EWWH-J						
Space cooling	A Condition (35°C)	Pdc		kW						
	ηs,c			%						
SEER										
Cooling capacity	Nom.			kW						
Power input	Cooling	Nom.		kW						
Capacity control	Method									
	Minimum capacity			%						
EER										
ESEER										
IPLV										
Dimensions	Unit	Height		mm						
		Width		mm						
		Depth		mm						
Weight	Unit			kg						
	Operation weight			kg						
Water heat exchanger - evaporator	Type									
	Water volume			l						
	Water flow rate	Cooling	Nom.	l/s						
	Water pressure drop	Cooling	Nom.	kPa						
Water heat exchanger - condenser	Type									
	Water volume			l						
	Water flow rate	Cooling	Nom.	l/s						
	Water pressure drop	Cooling	Nom.	kPa						
Compressor	Type									
	Quantity									
Sound power level	Cooling	Nom.		dBA						
Sound pressure level	Cooling	Nom.		dBA						
Refrigerant	Type/GWP									
	Charge			kg						
	Circuits	Quantity								
Refrigerant circuit	Charge			kg						
Piping connections				mm						
	Condenser water inlet/outlet (OD)									
Unit	Running	Cooling	Nom.	A						
	current	Max		A						
Power supply	Phase/Frequency/Voltage			Hz/V						

EWWQ-KBW1N

Water cooled scroll heat pump

- One of the most compact units on the market: 600mm x 600mm x 600mm
- Low energy consumption
- Low operating sound level
- Low refrigerant volume
- Stainless steel plate heat exchanger
- Extension possible to 183kW
- Easy installation and maintenance
- Remote cooling or heating selection
- Water/water heat pump, with water reversibility
- Advanced µC²SE controller for direct connection to a Modbus based BMS or to a remote user interface

EKSTREMT KOMPAKT
60x60x60 cm

						Inkludert: Vannfilter, flowswitch, lufteventil, reguleringsventil					Felles kontroller, ett El. tilkoblingspunkt			
Cooling only/Heating only					**EWWQ-KBW1N**	**014**	**025**	**033**	**049**	**064**	**098**	**113**	**128**	**147**	**162**	**177**	**192**
Cooling capacity	Nom.				kW	13.25	23.9	30.4	47.15	60.98	94	108	122	142	155	169	183
Power input	Cooling	Nom.			kW	3.15	5.72	7.3	11.42	14.58	22.7	25.8	28.9	33.9	37	40.1	43.2
Heating capacity	Nom.				kW	16.4	29.6	37.7	58.6	75.5	116.7	133.8	151	176	192	209.1	226.2
Capacity control	Minimum capacity				%	100			50		25			16			
EER						4.21	4.18	4.17	4.13	4.19	4.17	4.19	4.22	4.18	4.2	4.22	4.24
COP						5.21	5.18	5.16	5.13	5.18	5.14	5.19	5.22	5.19	5.19	5.21	5.24
ESEER						4.52	4.58	4.72	4.56	4.71	4.65	4.64	4.66	4.7	4.69	4.70	4.71
IPLV						5.13	5.27	5.41	5.36	5.47	5.36	5.42	5.47	5.36	5.4	5.44	5.47
Dimensions	Unit	Height			mm	600					1 200			1 800			
		Width			mm	600											
		Depth			mm	600			1 200								
Weight	Unit				kg	120	170	175	310	340	620	650	680	930	960	990	1,020
	Operation weight				kg	123	175	182	320	353	640	673	707	960	993	1,026	1,060
Water heat exchanger - evaporator	Type					Brazed plate											
	Water volume				l	1.23	1.93	2.68	4.5	5.93	9	10	12	14	15	16	18
	Water flow rate	Nom.			l/s	0.64	1.15	1.46	2.26	2.92	4.5	5.2	5.8	6.8	7.4	8.1	8.8
	Water pressure drop	Cooling	Nom.		kPa	19.6	28.5	25.7	24.3	25.3	24.3	25.2		24.3	25.2		
Water heat exchanger - condenser	Type					Brazed plate											
	Water volume				l	1.83	2.93	4.03	5.45	7.35	10.9	12.8	14.69	16.35	18.25	20.15	22.04
	Water flow rate	Nom.			l/s	0.78	1.41	1.83	2.78	3.61	5.57	6.39	7.21	8.35	9.17	10	10.8
	Water pressure drop	Cooling	Nom.		kPa	13.2	18.3	18.5	26.9	28.5	26.9	28.5		26.9	28.5		
Compressor	Type					Scroll compressor											
	Quantity					1			2		4			6			
Sound power level	Cooling	Nom.			dBA	64		71	67	74	71	75	77	73	77	78	79
Sound pressure level	Cooling	Nom.			dBA	50		57	53	60	55.70	59.70	61.70	56.9	60.9	61.9	62.9
Operation range	Evaporator	Cooling	Min.~Max.		°CDB	-10~20											
	Condenser	Cooling	Min.~Max.		°CDB	20~55											
Refrigerant	Type					R-410A											
	Charge				kg	1.2	2	3.1	4.6	5.6	9.4	10.2	11.2	13.8	14.8	15.8	16.8
	Circuits	Quantity				1			2		4			6			
Piping connections	Evaporator water inlet/outlet (OD)					G1"			G1" 1/2		2 x 2x G1" 1/2			3 x 3x G1" 1/2			
	Condenser water inlet/outlet (OD)					G1"			G1" 1/2		2 x 2x G1" 1/2			3 x 3x G1" 1/2			
Unit	Starting current	Max			A	61.8	101.9	137.9	117.55	158.63	148.86	189.93	200.09	180.16	221.24	231.39	241.54
	Running current	Cooling	Nom.		A	5.99	9.29	12.98	18.69	26.08	37.37	44.75	52.12	56.06	63.44	70.81	78.18
		Max			A	9.47	15.65	20.73	31.31	41.46	62.61	72.76	82.91	93.92	104.07	114.22	124.37
Power supply	Phase/Frequency/Voltage				Hz/V	3~/50/400											

**Inkludert innebygget kontroller, stengeventiler, vannfilter, flowswitch, lufteventil*

EWWQ-KBW1N

Water cooled scroll chiller

Combination table

		Single Module					2 x Modules			3 x Modules			
Unit Index		**014**	**025**	**033**	**049**	**064**	**098**	**113**	**128**	**147**	**162**	**177**	**192**
Capacity (kW)		**13**	**24**	**31**	**49**	**64**	**98**	**113**	**128**	**147**	**162**	**177**	**192**
Unit + control factory mounted	EWWQ014KBW1N	1	-	-	-	-	-	-	-	-	-	-	-
	EWWQ025KBW1N	-	1	-	-	-	-	-	-	-	-	-	-
	EWWQ033KBW1N	-	-	1	-	-	-	-	-	-	-	-	-
	EWWQ049KBW1N	-	-	-	1	-	-	-	-	-	-	-	-
	EWWQ064kBW1N	-	-	-	-	1	-	-	-	-	-	-	-
Modular unit (controller available as accessory)	EWWQ049KAW1M	-	-	-	-	-	2	1	-	3	2	1	-
	EWWQ064KAW1M	-	-	-	-	-	-	1	2	-	1	2	3
Controller for modular unit	ECB2MUAW	-	-	-	-	-	1	1	1	-	-	-	-
	ECB3MUAW	-	-	-	-	-	-	-	-	1	1	1	1

Note 1: the above combination table is also valid for standard models with OPZL or OPZH.

Note 2: condenserless versions are only available as single modules only.

ARGUE CARDS

The highest peak in chiller technology

The VZ chiller series were developed and manufactured to answer the growing market demands on high efficient chiller series. Thanks to the continuous evolution in components' technology, we are the first to reach the highest peak in chiller efficiency and technology.

VZ at a glance

Single compressor

450 kW - 1 053 kW

Dual compressor & dual circuit unit

1 200 kW - 2 100 kW

of everything:
2 compressors,
2 expansion valves,
2 condensers,...

VZ CHILLER SERIES

Full inverter water cooled chiller

INVERTER

New condenser design with integral oil separator

High efficient flooded heat exchangers

Highest efficiency in the market in its category

TOP CLASS EFFICIENCY

Unique Daikin single screw compressor technology

UNIQUE SOLUTION

EWWH-VZPS

Water cooled screw inverter chiller, premium efficiency, standard sound

- Premium energy efficiency both at full and part load conditions
- Compact footprint through stacked heat exchanger lay-out
- Heat pump version with reversibility on water side (up to 65°C hot water production)
- Multiple options available: sound proof cabinet, rapid restart, removable electrical panel, etc. to adapt the unit to your specific application and need
- Thanks to a large operating envelope, the unit is suitable for all possible process and comfort applications
- High efficient flooded type heat exchanger allowing maximum unit performances
- One or two truly independent refrigerant circuits for outstanding reliability
- HFO R-1234ze(E) Refrigerant with Ozone Depletion Potential equal to zero and extremely low Global Warming Potential

HFO R1234ze
LAV GWP

Cooling Only				EWWH-VZPS	370	530	680	880	C12	C13
Space cooling	A Condition (35°C) Pdc			kW	369.3	525.1	677.11	883.79	1,180.43	1,295.36
	ηs,c			%	316.8	352.8	363.6	334.4	352.4	348.8
SEER					8.12	9.02	9.29	8.56	9.01	8.92
Cooling capacity	Nom.			kW	369	525	677	884	1,180	1,295
Power input	Cooling	Nom.		kW	64.7	94.9	119	166	221	247
Capacity control	Method				Variable					
	Minimum capacity			%	20			10		
EER					5.71	5.53	5.67	5.34	5.35	5.25
ESEER					7.9	8.64	8.83	8.54	8.85	9
IPLV					9.13	9.68	9.96	9.37	9.56	9.61
Dimensions	Unit	Height		mm	2,108	2,430	2,487	2,302	2,500	2,493
		Width		mm	1,179	1,287	1,303	1,579	1,610	1,769
		Depth		mm	3,750	3,822		4,508	4,750	4,874
Weight	Unit			kg	3,247	4,082	4,346	6,310	7,530	8,250
	Operation weight			kg	3,375	4,349	4,660	6,900	8,300	9,200
Water heat exchanger - evaporator	Type				Flooded shell and tube					
	Water volume			l	96	168	199	320	380	480
	Water flow rate	Cooling	Nom.	l/s	17.7	25.1	32.3	42.2	56.4	61.9
	Water pressure drop	Cooling	Nom.	kPa	32	25	27	20	26	23
Water heat exchanger - condenser	Type				Shell and tube					
	Water volume			l	126	217	241	270	390	470
	Water flow rate	Cooling	Nom.	l/s	21.1	30.1	38.9	50.9	68	74.9
	Water pressure drop	Cooling	Nom.	kPa	9		12	13	12	16
Compressor	Type				Driven vapour compression					
	Quantity				1				2	
Sound power level	Cooling	Nom.		dBA	99.0	105.0		106.0	107.0	109.0
Sound pressure level	Cooling	Nom.		dBA	80.0	86.0		87.0	88.0	89.0
Refrigerant	Type/GWP				R-1234(ze)/7					
	Charge			kg	100	150	180	290	320	350
	Circuits	Quantity			1				2	
Refrigerant circuit	Charge			kg	100	150	180	290	320	350
Piping connections				mm	139.7	219.1				273
	Condenser water inlet/outlet (OD)				219.1mm			219.1 / 219.1 mm		
Unit	Running	Cooling	Nom.	A	104.0	150.0	185.0	257.0	338.0	378.0
	current	Max		A	199.0	246.0	277.0	445.0	523.0	649.0
Power supply	Phase/Frequency/Voltage			Hz/V	3~/50/400					